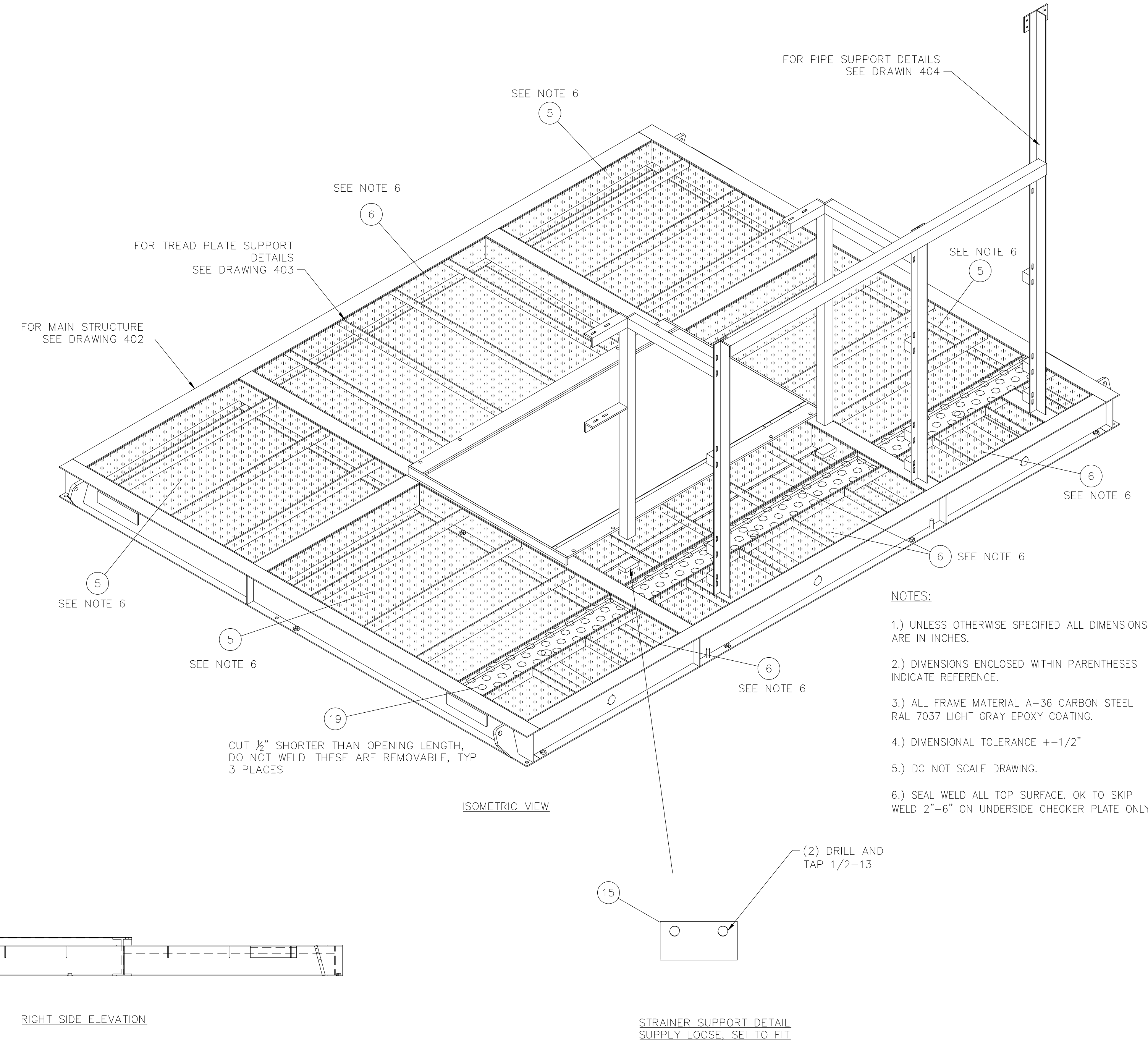
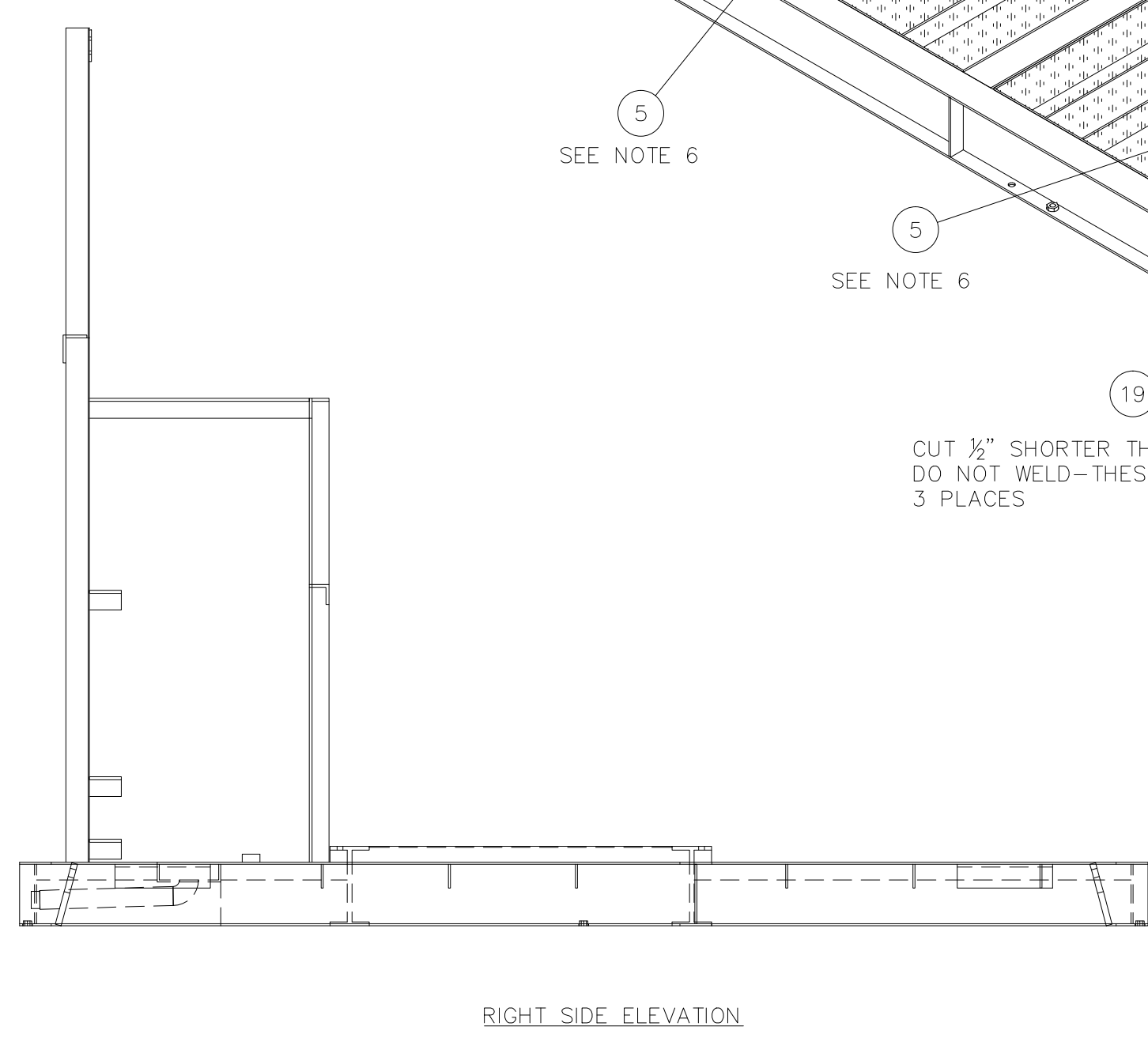
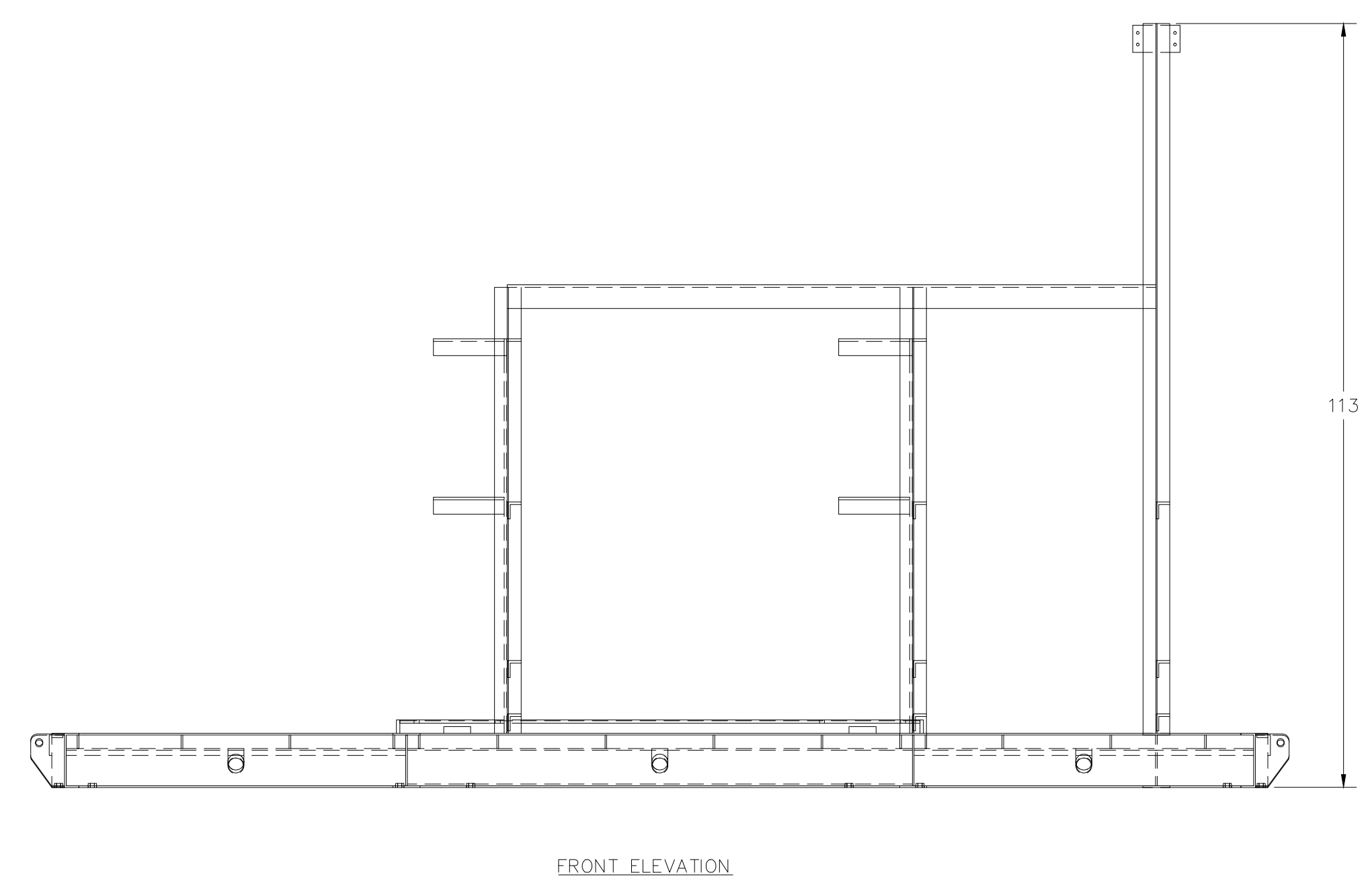



BILL OF MATERIAL				
ITEM	QTY	MATL SPEC.	DESCRIPTION	NOTES
1	120ft	A36	W8x13 BEAM, CUT TO LENGTH (TYPICAL STRUCTURAL MEMBERS)	
2	20ft	A36	W10x15 BEAM, CUT TO LENGTH (CENTER PUMP SUPPORTS)	
3	20ft	A36	C8x11.5 CHANNEL, CUT TO LENGTH (DRAIN TROUGHS)	
4	6 ea	A36	1/4"x2" FLAT BAR, 7 1/2" LG (DRAIN TROUGH ENDS)	
5	2 ea	A36	1/4" TREAD PLATE, 48"x120" (AREAS BETWEEN BEAMS)	
6	2 ea	A36	1/4" TREAD PLATE, 60"x144" (AREAS BETWEEN BEAMS)	
7	100ft	A36	1/4"x3" FLAT BAR, CUT TO LENGTH (TREAD PLATE SUPPORTS)	
8	4 ea	A36	3/4"x5"x8" LIFTING LUG (WATERJET CUT)	
9	6 ea	A36	1/4"x1 7/8"x7 1/2" LG PLATE (SHEARD FROM PLATE) (FOR PERIMETER BEAM GUSSETS)	
10	2 ea	A36	1/4"x2" FLAT BAR, 47" LG (GROUT CONTAINMENT-PUMP AREA)	
11	3 ea	A36	2" SCH40 90 DEGREE ELBOW, BW (DRAIN)	
12	6ft	A53	2" SCH40 PIPE, CUT TO LENGTH (DRAIN)	
13	3 ea	HC A105	1 1/2" 3000# THREADED HALF COUPLING	
14	30ft	A36	3/8"x2 1/2"x2 1/2" ANGLE, CUT TO LENGTH (PIPE SUPPORT STRUCTURE)	
15	2 ea	A36	X"xY"xZ " LG (TBD)FLAT BAR (STRAINER SUPPORT)	
16	10ft	A36	W6x9 BEAM, CUT IN HALF LENGTHWISE, CUT TO LENGTH (PIPE SUPPORT STRUCTURE)	
17	1 ea	A36	1/4"x4" FLAT BAR, 7" LG (HEATER MOUNT)	
18	12 ea	A194	5/8-11 HEAVY HEX NUTS	
19	2 ea	A525	PEEP 0 GRIP GRATING, GALV MILL 13 GA 3-HOLE, 2" CHANNEL DEPTH"x10" LG (DRAIN TROUGHS)	MONCHOLS #M40720310
20	4 ea	A36	3"x2"x3/8" ANGLE, 12" LG (ANGLE CLIPS FOR MOUNTING HOUSE STRUCTURE)	



TOLERANCES ON DIMENSIONS ARE AS FOLLOWS EXCEPT FOR BASIC DIMENSIONS, MATL STOCK SIZES AND TOLERANCES SPECIFIED OTHERWISE.				
ONE DECIMAL	_____	_____	_____	_____
TWO DECIMALS	_____	_____	_____	_____
THREE DECIMALS	_____	_____	_____	_____
ANGULAR DIMENSIONS	_____	_____	_____	_____
CAST DIMENSIONS	_____	_____	_____	_____
MATERIAL STOCK SIZE TOLERANCES SHALL CONFORM TO APPLICABLE STANDARD MILL VALUES UNLESS COVERED WITHIN A SPECIFIED MATERIAL SPECIFICATION GEOMETRIC SYMBOLOLOGY PER ANSI Y14.5				
REV	DESCRIPTION	DATE	BY	CHK'D
0	RELEASED FOR FABRICATION	04MAR13	SV	KB
DO NOT SCALE DRAWING! SUPERIOR INDUSTRIAL EQUIPMENT COMPANY CONTRACT 5.2190 SKID BASEFRAME ARRANGEMENT SHEET 1 OF 1 DATE 04MAR13 DRAWN BY B PROJECT DM12076-401				